

Stage Accompany technical specifications SL30

Stage Accompany
Anodeweg 4, 1627 LJ HOORN, The Netherlands
Tel: +31 (0) 229 28 29 30, Fax: + 31 (0) 229 28 29 20
Email: info@stageaccompany.com, www.stageaccompany.com

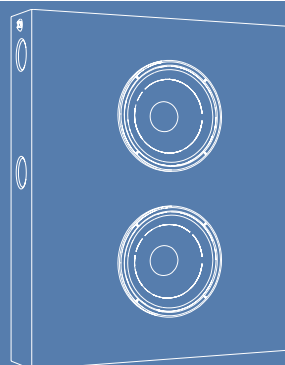


Passion for Real Sound...

Content

In this document you find information about:

- Description
- Placement
- Connection
- Options
- Dynamic Damping Control™
- Recommendations
- Technical specifications



SL30

Description

The SL30 is a high performance low frequency cabinet, with double SA1513 long-excursion woofer with 4-in. voice-coil in an ultra-slim sized MDF cabinet. The SL30 is recommended for applications where high quality bass enhancement is needed where limited placement space is available.

Placement

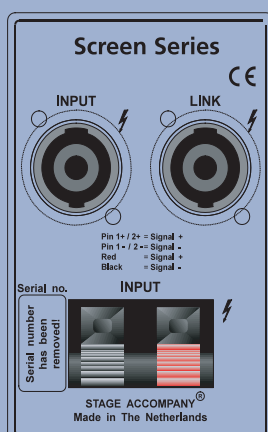
The Super Space Saving design enables the SL30 to be flown behind the screen with a minimum of space required. Mounting is done by attaching cable or chain to two eyebolts, which are located on the side of the cabinet. The SL30 can also be placed on a platform or on the floor, since the bass reflex vents are located on the sides of the cabinet. Please note that bass response may vary with the position of the cabinet, through 'acoustic coupling' (floor, ceiling and wall reflections).

Connection

The SL30 has two 4-pole Speakon connectors ('input', 'link') and one spring-terminal connector (for connecting loose wires). When using Speakon connectors you can use the 'input' socket for signal input; in case you want to connect several SL15 cabinets to the same channel, the 'link' socket can be used. Caution! When linking, make sure nominal impedance stays within amplifier specification! When using the spring-terminals, be aware of the right polarity (see connector panel).

Options

The SL30 cabinet is standard finished in black Protecture™ and is also available in any possible RAL color through 'Multi Color Option™'.



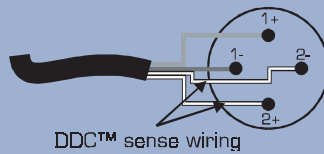
Connectorpanel of the SL30 with two 4-pole Speakon connectors and a spring terminal.

Dynamic Damping Control DDC™

For absolute top quality sound reproduction, the SL30 is completely pre-wired for Dynamic Damping Control. The DDC™ system is based on 2 loudspeaker wires that return from the speaker to the (SA) amplifier. Through these “sense wires” the amplifier can compensate the speaker cable and connector resistance, ensuring maximum control over the speaker cone movement. Furthermore, with DDC™, distortion is reduced substantially.

Recommendation

To use the SL30 we recommend the SSA 200 power amplifier. This amplifier is standard equipped with DDC™, resulting in a virtually infinite damping factor at the speaker terminals. To use the DDC™ system with a SSA 200 amplifier, use 4-core speaker cable. The SSA 200's Extended Function Network ('EFN™') provides dedicated filtering, power optimizing and protection for the SL30 (EFN-DP).



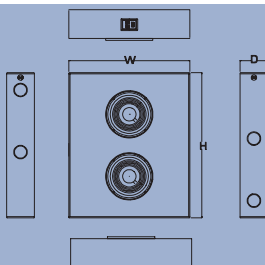
Wiring for DDC™ usage with a 4-pole Speakon connector.



SSA 200 amplifier.

Technical specifications

Frequency respons:	39 Hz - 100 Hz (+/- 3dB)
Drivers:	2 x SA 1513 driver
Cross-over frequency:	100 Hz
Nominal impedance:	4 ohms
Sensitivity @ 1W/1m:	98 dB
Max. RMS power:	800 W
Max. Peak power:	2000 W
SPL program/peak (dB)	127/131 dB
Dispersion (2kHz H x V):	Omni
Color:	Black, other colors on request
Front:	n.a.
Connectors:	2 x 4 pole Speakon, 1 x Input, 1 x Link, 1 x Spring terminal
Physical dimensions:	1200 x 1000 x 230 (47.2 x 39.4 x 9.1 in.)
Weight:	67,2 kg (148.1 lb)
Warranty:	5 years limited (1 year on 'moving parts')



SL30

Copyright 2003 Stage Accompany.

The information in this document is continually being developed. Whilst every effort has been made to make it as accurate as possible, no warranty of accuracy is made or implied by the makers. Stage Accompany shall have neither liability, nor responsibility to any person or entity with respect to loss or damages in connection with or arising from the information contained in this document.